

GCSE COMBINED SCIENCE: TRILOGY

F

Foundation Tier Paper 4: Chemistry 2F

Specimen 2018

Time allowed: 1 hour 15 minutes

Materials

For this paper you must have:

- a ruler
- a calculator
- the periodic table (enclosed)

Instructions

- Answer all questions in the spaces provided.
- Do all rough work in this book. Cross through any work you do not want to be marked.

Information

- There are 70 marks available on this paper.
- The marks for questions are shown in brackets.
- You are expected to use a calculator where appropriate.
- You are reminded of the need for good English and clear presentation in your answers.
- When answering questions 06.4 and 07.1 you need to make sure that your answer:
 - is clear, logical, sensibly structured
 - fully meets the requirements of the question
 - shows that each separate point or step supports the overall answer.

Advice

- In all calculations, show clearly how you work out your answer.

Please write clearly, in block capitals.

Centre number

Candidate number

Surname

Forename(s)

Candidate signature _____

0 1

This question is about gases in the Earth's atmosphere.

0 1 . **1**

The amount of carbon dioxide in the Earth's atmosphere decreased during the first billion years of the Earth's existence.

Complete the sentences. Use words from the box.

[2 marks]

carbonates dissolved evaporated melted nitrates sulfates

The amount of carbon dioxide in the Earth's atmosphere decreased because the carbon dioxide _____ in the oceans.

Sediments were formed when _____ were produced.

Algae and plants use carbon dioxide and water to produce oxygen.

0 1 . **2**

What is the name of this process?

[1 mark]

Tick **one** box.

Carbon capture

Combustion

Photosynthesis

Polymerisation

0 1 . **3**

Complete the word equation for this process.

[1 mark]

carbon dioxide + _____ → glucose + _____

0 1 . 4 Draw **one** line from each gas to the approximate percentage of the gas in the Earth's atmosphere today.

[3 marks]

Gas	Approximate percentage of gas in the Earth's atmosphere today
	<1
Carbon dioxide	5
	10
Nitrogen	20
	50
Oxygen	80
	>90

0 1 . 5 Carbon dioxide is a greenhouse gas.

Why does increasing the amount of carbon dioxide change the global climate?

[1 mark]

Question 1 continues on the next page

0 1 . **6** How can countries reduce carbon dioxide emissions?

[1 mark]

Tick **one** box.

only burn methane

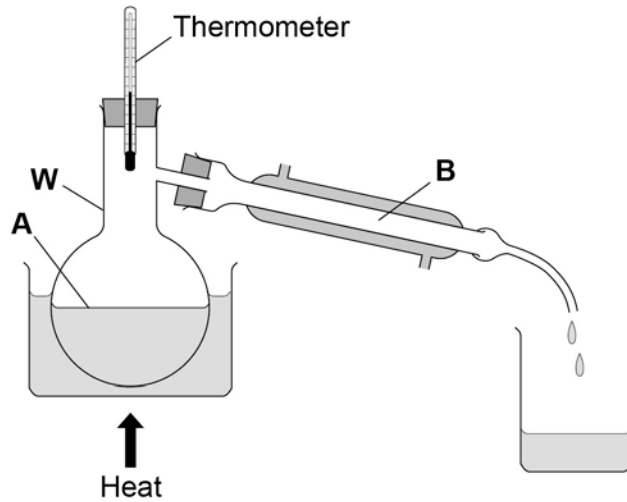
use renewable energy supplies

use waste plastic bags as fuel

0 1 . **7** Give **one** reason why it is difficult for countries to reduce emissions of carbon dioxide.

[1 mark]

Turn over for the next question

0 2The apparatus in **Figure 1** is used to separate a mixture of liquids in a fuel.**Figure 1****0 2**. **1**What is apparatus **W** on **Figure 1**?**[1 mark]**Tick **one** box.Beaker Boiling Tube Flask Jug

0 2 . **2** What is the name of this method of separation?

[1 mark]

Tick **one** box.

Crystallisation

Electrolysis

Filtration

Distillation

0 2 . **3** Name the changes of state taking place at **A** and **B** in **Figure 1**.

Use words from the box.

[2 marks]

boiling condensing freezing melting

Change of state at **A**: _____

Change of state at **B**: _____

Question 2 continues on the next page

Table 1 shows the boiling points of the hydrocarbons in the fuel.

Table 1

Hydrocarbon	Boiling point in °C
Pentane	36
Hexane	69
Heptane	98
Octane	125

0 2 . **4** Which hydrocarbon will be the last to collect in the beaker?

[1 mark]

Tick **one** box.

Pentane

Hexane

Heptane

Octane

0 2 . **5** The fuel is a mixture of liquids that has been designed as a useful product.

What name is given to this type of mixture?

[1 mark]

Tick **one** box.

Catalyst

Formulation

Polymer

Solvent

0 2 . **6** Describe how this fuel is different from crude oil.

[2 marks]

0 2 . **7** A student measured the melting point of a solid hydrocarbon four times.

The student's results are in **Table 2**.

Table 2

	Trial 1	Trial 2	Trial 3	Trial 4
Melting point in °C	35	48	37	37

Calculate the mean melting point of the hydrocarbon, leaving out any anomalous result.

Give your answer to two significant figures.

[2 marks]

Mean melting point = _____ °C

Turn over for the next question

0 3 This question is about drinking water.

0 3 . **1** Name **two** methods of treating water from rivers, lakes or the sea to produce drinking water.

[2 marks]

Tick **two** boxes.

Anaerobic digestion

Cracking

Desalination

Electrolysis

Sterilising

Table 3 shows the amounts of dissolved ions in a sample of drinking water.

Table 3

Dissolved ion	Mass in mg per dm ³
Cl ⁻	250
Na ⁺	200
NO ₃ ⁻	40

0 3 . **2** What is the name of the ion with the symbol Cl⁻?

[1 mark]

Tick **one** box.

Calcium ion

Carbonate ion

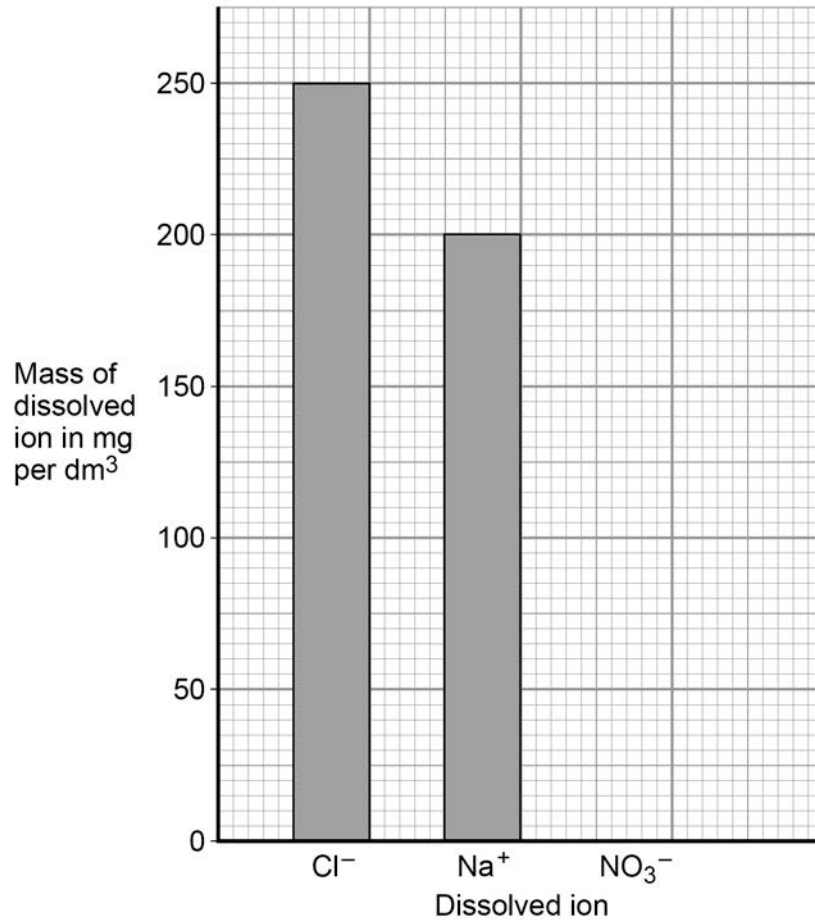
Chloride ion

Chlorine ion

0 3 . 3 Use the information in **Table 3** to complete the bar chart in **Figure 2**.

[1 mark]

Figure 2



Question 3 continues on the next page

Look at the questions labelled **A, B, C, D**.

A How many substances are there in drinking water?

B How much fluoride is in drinking water?

C Is fluoride soluble in drinking water?

D Should fluoride be added to drinking water?

0 3 . **4** Which **one** of the questions cannot be answered by science alone?

[1 mark]

Tick **one** box.

A	<input type="checkbox"/>	B	<input type="checkbox"/>	C	<input type="checkbox"/>	D	<input type="checkbox"/>
----------	--------------------------	----------	--------------------------	----------	--------------------------	----------	--------------------------

0 3 . **5** Give **two** reasons why the answer you have chosen cannot be answered by science alone.

[2 marks]

1 _____

2 _____

0 3 . 6

A sample of drinking water contains 1.5 mg of fluoride per dm^3 of water.
A person drinks 1 dm^3 of this water.

The recommended daily amount of fluoride is 4.0 mg.

Which calculation gives the percentage of the recommended daily amount of fluoride in 1 dm^3 of this water?

[1 mark]

Tick **one** box.

$$\frac{1.5 \times 100}{4.0}$$

$$\frac{1.5 \times 4.0}{100}$$

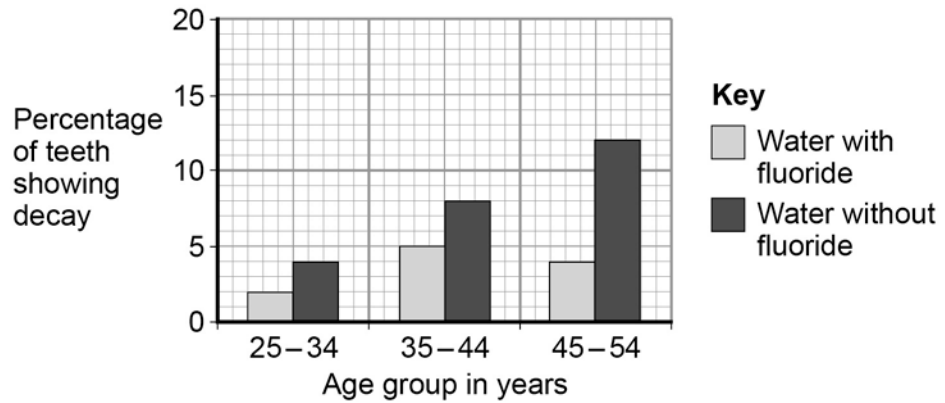
$$\frac{4.0 \times 100}{1.5}$$

$$\frac{100}{1.5 \times 4.0}$$

Question 3 continues on the next page

Figure 3 shows the effect of fluoride in drinking water on tooth decay in different age groups.

Figure 3



0 3 . 7 Describe the pattern of tooth decay in **Figure 3** for water without fluoride.

Use data to justify your answer.

[2 marks]

0 3 . 8 Describe the effect of adding fluoride to drinking water for the age groups in **Figure 3**.

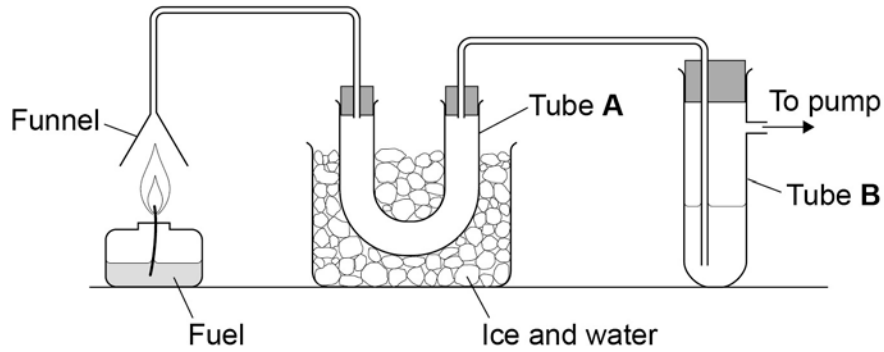
[2 marks]

0 4

A student investigated the substances produced when fuels burn.

Figure 4 shows the apparatus the student used.

Figure 4

**0 4 . 1**

The complete combustion of a hydrocarbon produces carbon dioxide and **one** other substance.

Look at **Figure 4**. What would the student see in tube **A**?

[1 mark]

0 4 . 2

When the student burned the fuel she saw soot in the funnel.

Explain why soot forms.

[2 marks]

Question 4 continues on the next page

The student burned another fuel which contained impurities.

The substance in tube **B** is water containing universal indicator.

The indicator turned red.

0 4 . **3** Which gas made the indicator turn red?

[1 mark]

Tick **one** box.

Ammonia

Carbon monoxide

Nitrogen

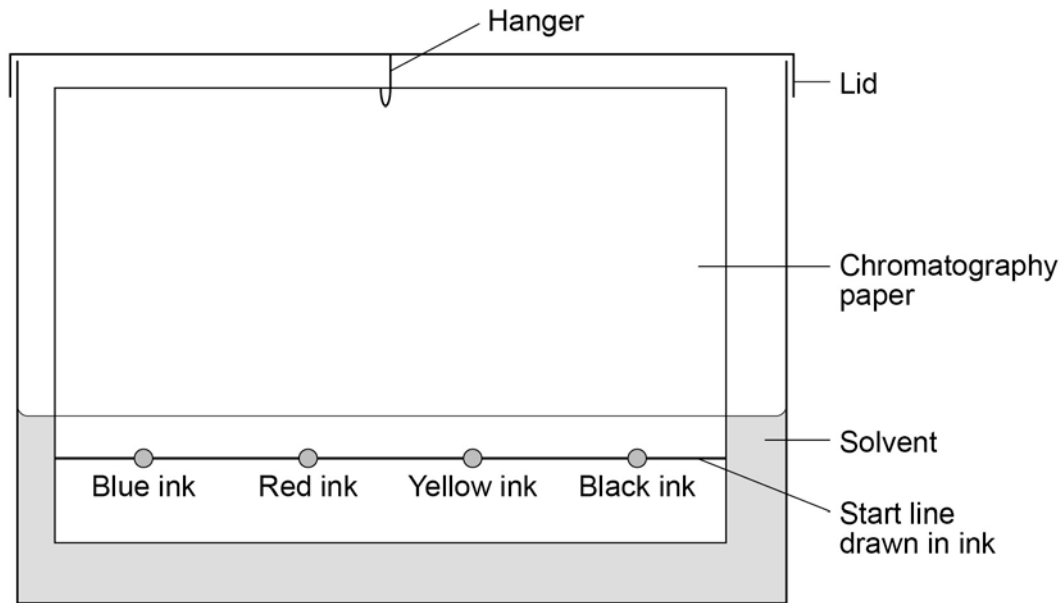
Sulfur dioxide

0 5

A student used paper chromatography to investigate the colours in different inks.

Figure 5 shows the apparatus the student used.

Figure 5



0 5 . 1

The student made **two** mistakes in setting up the apparatus.

Identify the **two** mistakes.

Describe the problem each mistake would cause.

[4 marks]

Mistake 1 _____

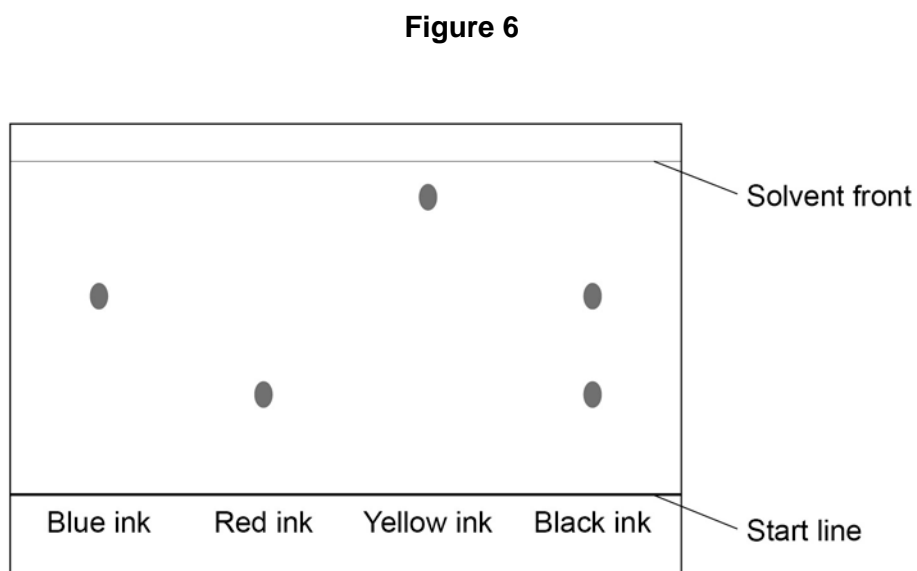
Problem _____

Mistake 2 _____

Problem _____

0 5 . **2** The student then set up the apparatus without making any mistakes.

Figure 6 shows his results.



What colours are in the black ink?

[1 mark]

0 5 . **3** Which of the inks is the most soluble in the solvent?

Give a reason for your answer.

[2 marks]

Ink _____

Reason _____

0 5 . **4** Use **Figure 6** to complete **Table 4**, then calculate the R_f value for red ink.

[5 marks]

Table 4

	Distance in mm
Distance moved by red ink
Distance from start line to solvent front

The R_f value for red ink is calculated using the equation.

$$R_f = \frac{\text{distance moved by red ink from the start line}}{\text{distance moved by solvent from the start line}}$$

Give your answer to two significant figures.

R_f value = _____

0 5 . **5** How can you tell from **Figure 6** that the R_f value for the blue ink is greater than the R_f value for the red ink?

[1 mark]

0 6 . **1** The hydrocarbon $C_{16}H_{34}$ can be cracked.

Balance the equation for cracking $C_{16}H_{34}$

[1 mark]



0 6 . **2** Describe the differences between cracking and distillation.

[2 marks]

0 6 . **3** What type of reaction is cracking?

[1 mark]

Tick **one** box.

Combustion

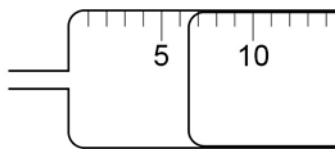
Decomposition

Neutralisation

Precipitation

0 7 . **2** **Figure 8** shows the gas syringe during one of the experiments.

Figure 8



What is the volume of gas collected?

[1 mark]

Tick **one** box.

5.3 cm³

6.0 cm³

6.5 cm³

7.0 cm³

Question 7 continues on the next page

07 . 3 Figure 9 shows the student's results for one concentration of hydrochloric acid.

Figure 9

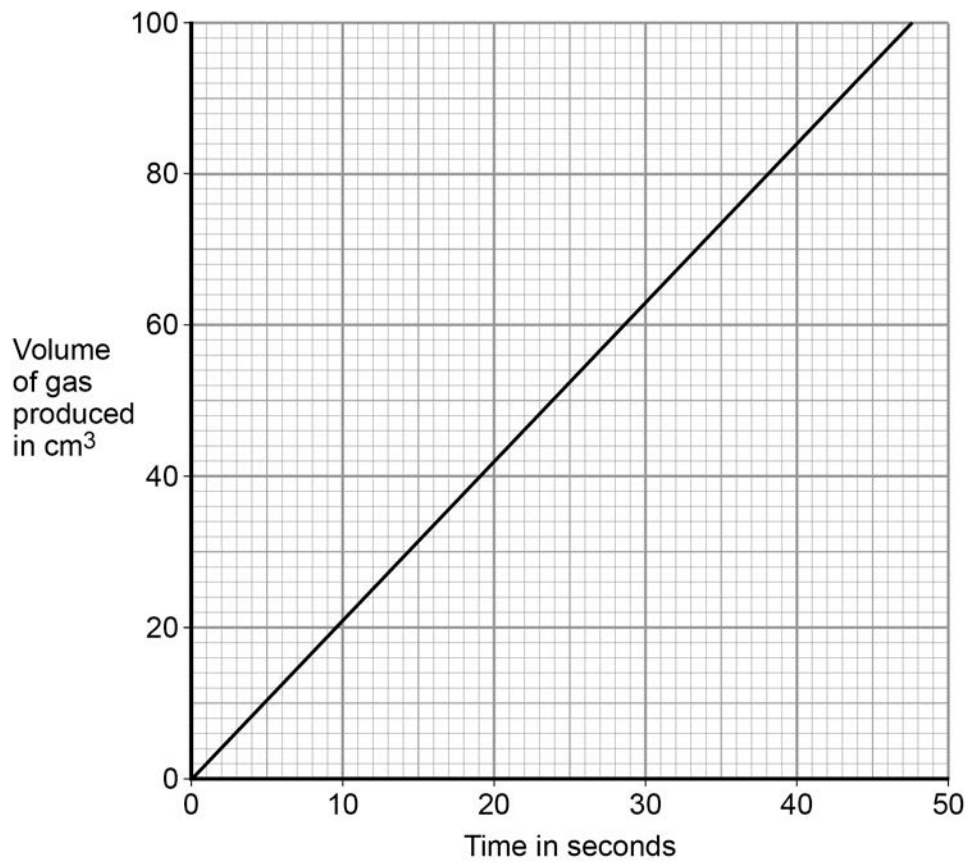


Table 6 shows the student's results when the concentration was two times greater than the results on **Figure 9**.

Table 6

Time in seconds	Volume of gas produced in cm ³
0	0
10	35
15	52
20	80
30	87

Plot the results in **Table 6** on the grid in **Figure 9**.
Draw a line of best fit.

[3 marks]

0 7 . 4

Give **one** conclusion about how the rate of reaction changed when the concentration of hydrochloric acid was changed.

[1 mark]

END OF QUESTIONS

Copyright information

Permission to reproduce all copyright material has been applied for. In some cases, efforts to contact copyright-holders may have been unsuccessful and AQA will be happy to rectify any omissions of acknowledgements in future papers if notified. If you have any queries please contact the Copyright Team, AQA, Stag Hill House, Guildford, GU2 7XJ.

Copyright © 2016 AQA and its licensors. All rights reserved.

